

Downloading the BFS Capacity Calculator

1. When you click on the Capacity Calculator on our website, it will automatically begin downloading a zip file to your computer's Downloads folder.

Useful information

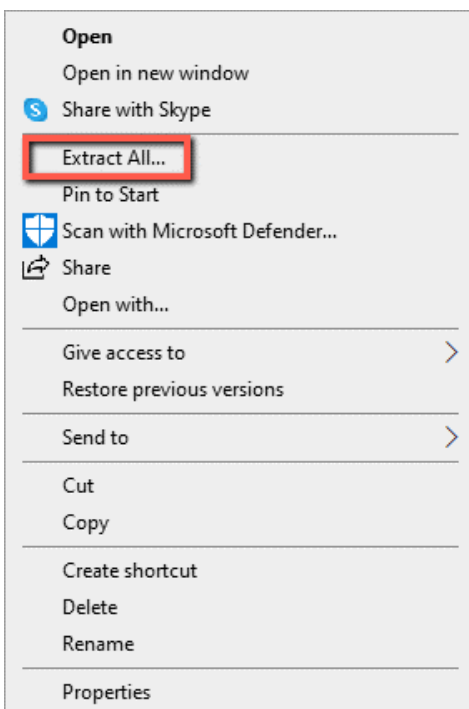
Borrowing Capacity Calculator

It's important to remember any result from this calculator does not constitute an offer of finance please talk to your local BDM if you have any questions.

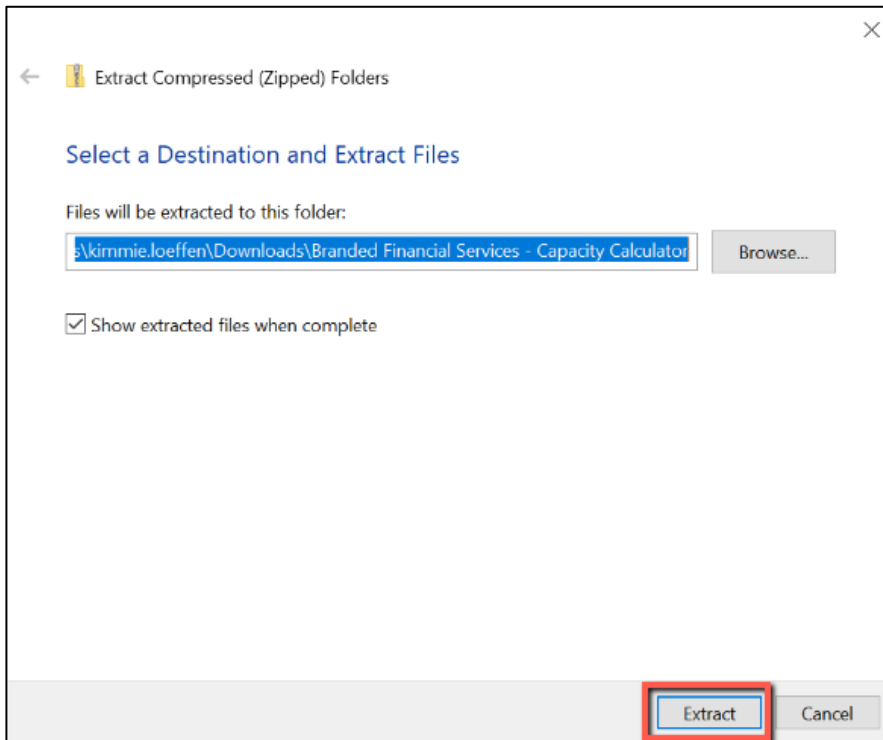
Please read the instructions before opening the calculator, this is important so that the macros function correctly.

[View Instructions](#)
[Download Calculator](#)


2. To open the file, go to your Downloads folder and right-click on the file named "Branded Financial Services - Capacity Calculator" (please note that there may be an additional version number and date in your file name). Select Extract All.



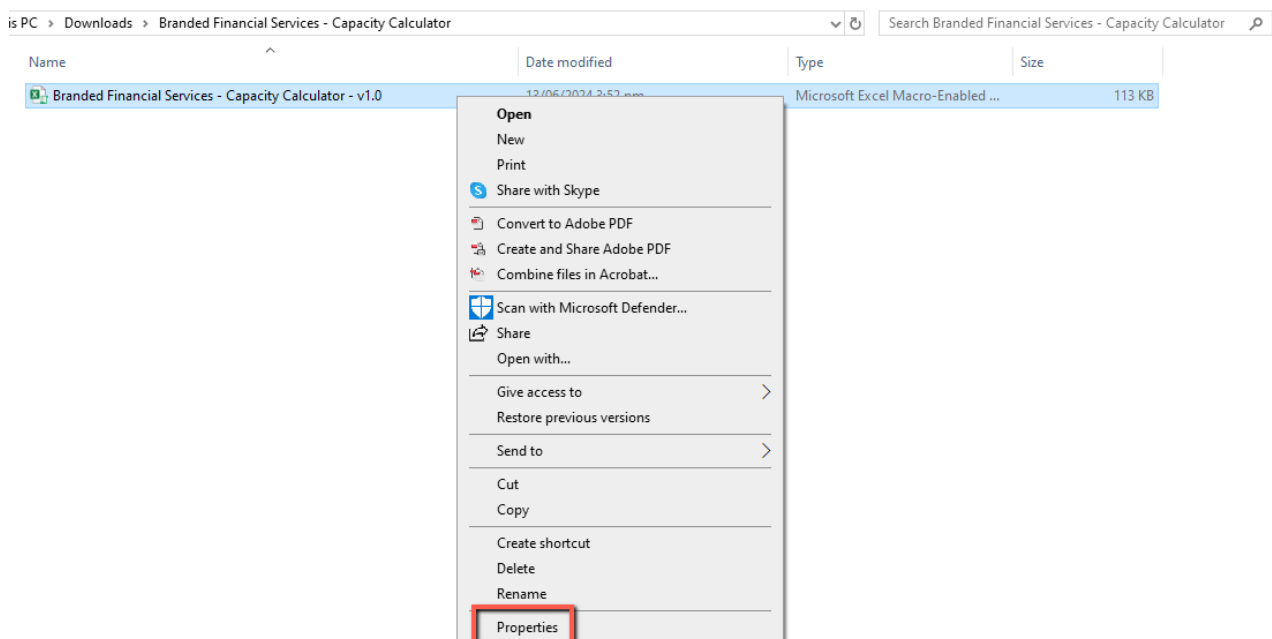
3. You can choose the location where you'd like to save the file by selecting "Browse" or leaving it as it is to keep it in your Downloads folder. Click on "Extract".



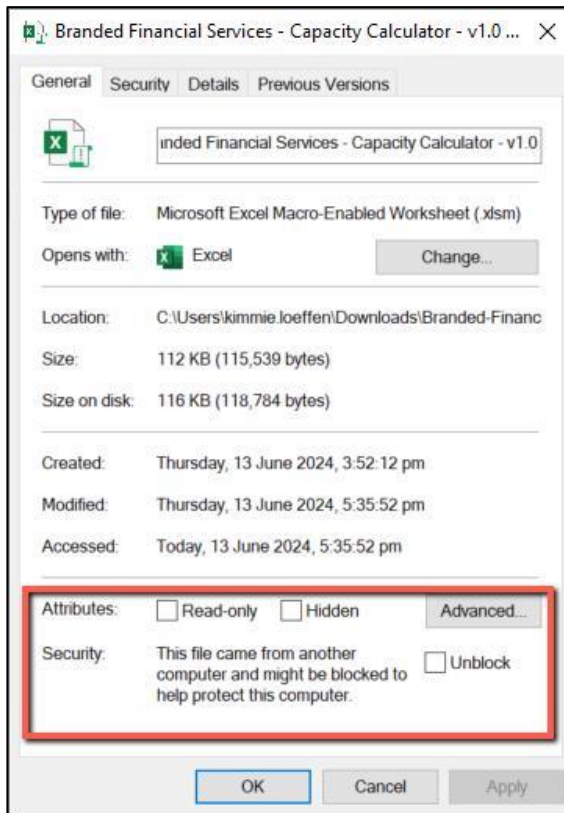
4. A new unzipped folder will appear in your selected location with the name "Branded Financial Services - Capacity Calculator".



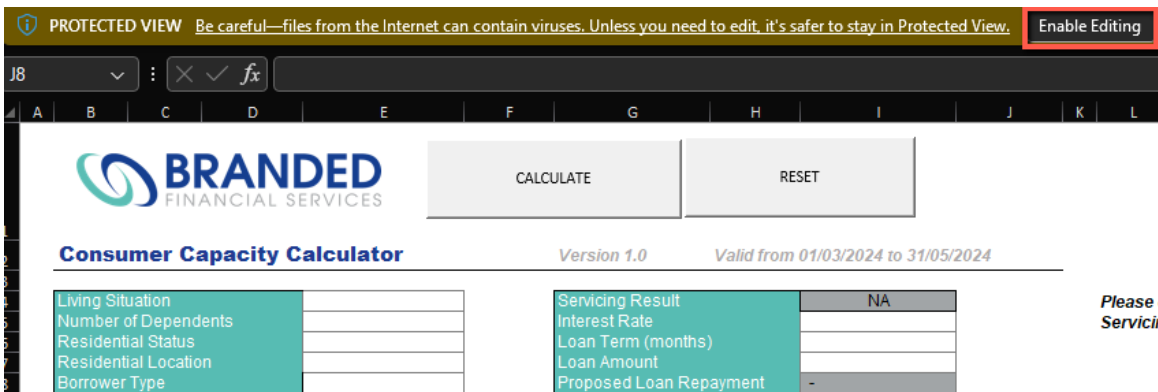
5. Right-click on the Capacity Calculator file and choose "Properties":



6. Then you'll need to check the "Unblock" box under "Security" in the Properties panel, then click "OK":



7. Double-click on the file to open it. Once you have it open in Excel, you will need to click on "Enable Editing" to be able to input data into the spreadsheet.



How to use the BFS Capacity Calculator

Once you have successfully downloaded and opened our calculator, here's how to use it:

Customer information

- Use maps.abs.gov.au to determine the residential location (details are under Documents/Useful Information in the QuickSell portal)

Income

- Input all income as Net per month except for Rental Income (we require Gross Rental Income per month, and it's scaled).
- When a spouse (or defacto partner) is not a party to a consumer loan, their income may be used to reduce joint expenses. Select Borrower Type "Sole" and complete the designated **Spouse PAYG Income (Net)** field.
- Enter full income for each applicant – Centrelink and Rental Income are automatically scaled.
- Introducers can refer to the BFS Lending Guide for details of acceptable income and calculation of buffers.
- **Note:** The calculator is intended for single and married/de-facto couples in the same household (it doesn't cater for parent/child or non-related parties in the same household).

Financial commitments

- Total Mortgage Balance, total Mortgage Repayment and total Rent/Board is inputted, **not the applicant's share**.
- A minimum expense is applied for Rent and Board expenses.
- Only enter the applicant's debts (not partner) unless it's a joint application.

Household expenses

- Household Living Expenses reflect the same fields as the QuickSell portal. Our Capacity Calculator will accept \$0.00 but will apply a benchmark.
- Total Household Living Expenses must be the full amount, **not the applicant's share**. A share calculation is performed if required.

Rate and term

- Only terms of 12, 18, 24, 36, 48, 60, 72 and 84 months are available.

Calculation

- After the CALCULATE button has been selected and a result appears, any changes thereafter will cause the result to disappear. This is because the calculator recognises a change and requires the user to calculate again. A new result will appear and be recalculated based on the amended figure/s inputted.
- Our internal calculation uses benchmarks and capacity buffers.

The Capacity Calculator will produce the following results:

Servicing Result	Pass
-------------------------	-------------

Based on the information entered, the applicant is likely to meet BFS's capacity criteria. Please submit an application via QuickSell.

Servicing Result	Fail
-------------------------	-------------

Based on the information entered, BFS's capacity criteria is unlikely to be met.

Servicing Result	Marginal
-------------------------	-----------------

Based on the information entered, the application may not meet BFS's capacity criteria. However, we may still be able to help, so please submit the application via QuickSell.

The BFS Capacity Calculator is designed as a guide to help assess if your client is likely to meet our assessment criteria. However, please note that our final assessment considers multiple factors, so the calculator's result is advisory rather than definitive and doesn't constitute an offer of finance.

If you have questions about using our calculator, please reach out to your BDM.